

ROBUS[®]

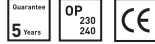
QUALITY PRODUCTS BY LED GROUP

Lay-in 600mm X 1200mm

LED Panel

R60120LED-40

Please read instructions before commencing installation and retain for future reference.



Specification:

LED replacement for 600 x 1200 modular fluorescent fittings. Aluminium trim with Perspex diffuser.

Electrical Protection:

Class II Driver:
Class III fitting

Supply:

230 -240V 50- 60Hz

Current:

175mA + 175mA

Power:

74W

Operating Temp:

-10°C < ta < 40°C

Size:

L: 1200mm, W: 600mm, H: 14mm

Lumen Out-Put:

3189lm

Lumen/ W:

58

LED Colour Temp:

4000K

Weight:

12Kg

IP:

20

Suitable for mounting on normally flammable surface
Minimum distance from illuminated object is 0.5 metre

Complies with EN60598-1

Installation:

! Electrical products can cause death or injury, or damage to property. If in any doubt about the installation or use of this product, consult a competent electrician.

1. Ensure mains supply is switched off before commencing work.
2. Remove 600 X 1200mm tile from ceiling.
3. Ensure the area above the fitting is free from obstacle pipes cable tray etc.
4. Connect Brown wire (live) to L and Blue wire (neutral) to terminals of the quick fix connector.
5. Ensure the connections going to and from the driver are secure.
6. **Attention:**

The fitting is heavy, before installation ensure the ceiling can hold the fitting securely

7. Place connector, drivers and cable into the ceiling void.
8. Offer luminaire up to the ceiling void and manoeuvre into final position similar to standard ceiling tile.
9. This product has no user serviceable parts. If any part is damaged, disconnect from mains and discontinue use.

Information for the Product user

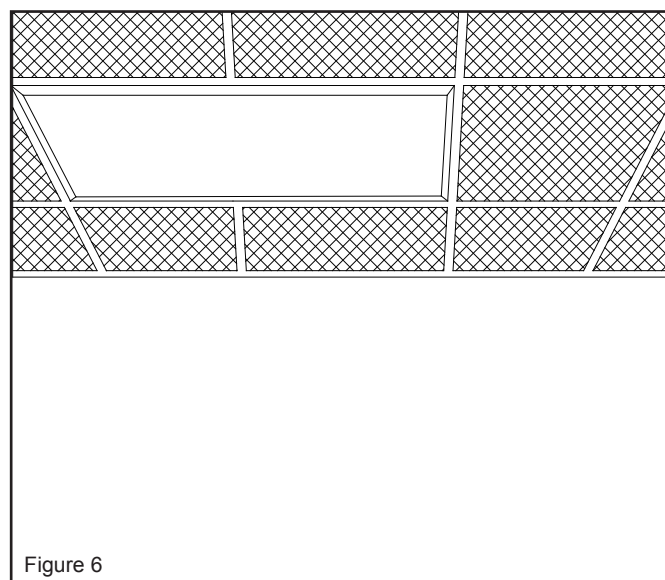
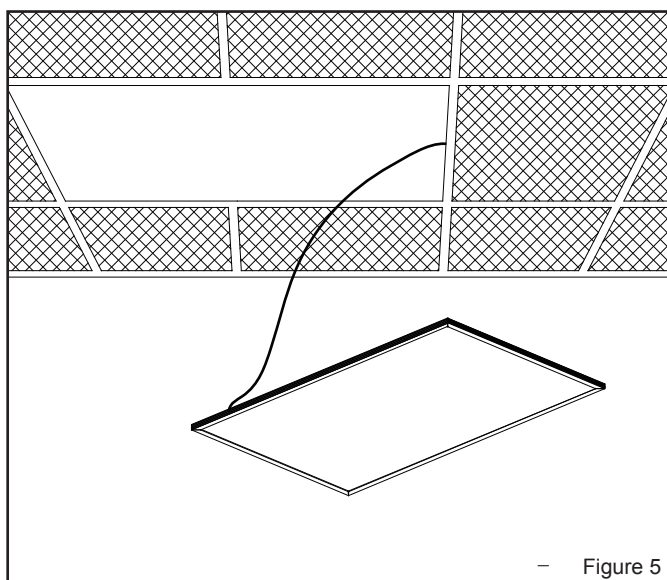
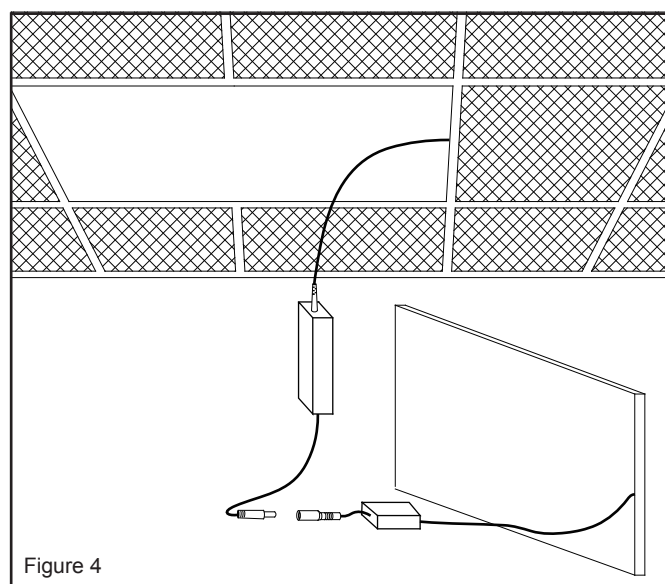
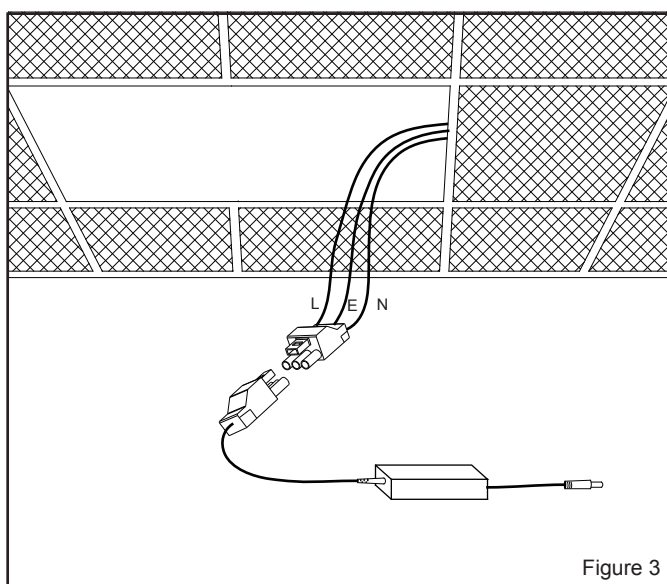
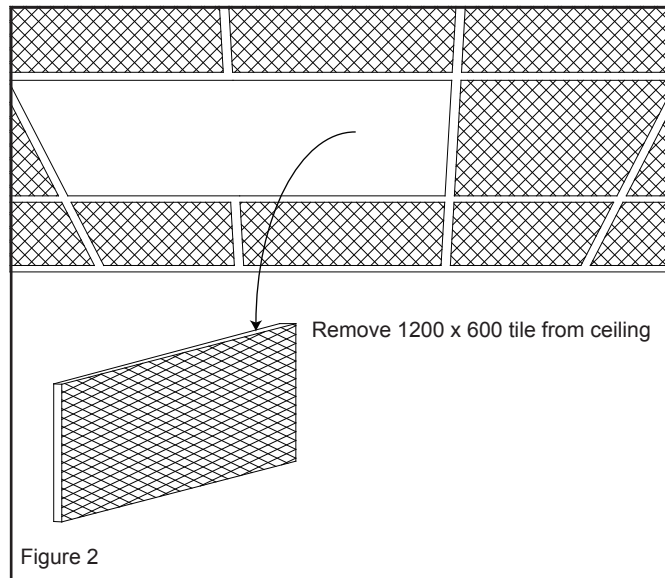
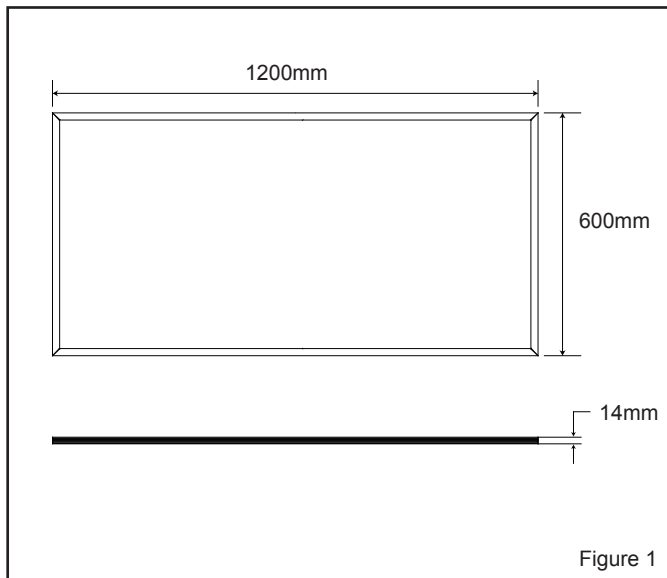
1. Please note the requirement to dispose of Waste Electrical & Electronic Equipment separately from household waste (WEEE marked with crossed out wheelie bin symbol).
2. Please consider your role in contributing to re-use and recycling by returning this product at end of life to a collection centre for waste electrical equipment or a Civic Amenity site, or to a retail outlet from which you are purchasing a replacement.
3. This equipment may contain substances that are hazardous to health and the environment if disposed of carelessly. It is important that it is separated from normal household waste and recycled in the WEEE chain
4. The "crossed out wheelie bin symbol" on a product indicates this equipment must not be disposed of in normal household waste, but should be disposed of according to local WEEE regulations

The Installation must be carried out by an electrician

LED Group
Western Retail Park
Nangor Road
Dublin 12
Ireland

Tel: +353 1 7099000
Fax: +353 1 7099060
Email: info@led.ie
Website: www.led.ie





The Installation must be carried out by an electrician

LED Group
Western Retail Park
Nangor Road
Dublin 12
Ireland

Tel: +353 1 7099000
Fax: +353 1 7099060
Email: info@led.ie
Website: www.led.ie

